

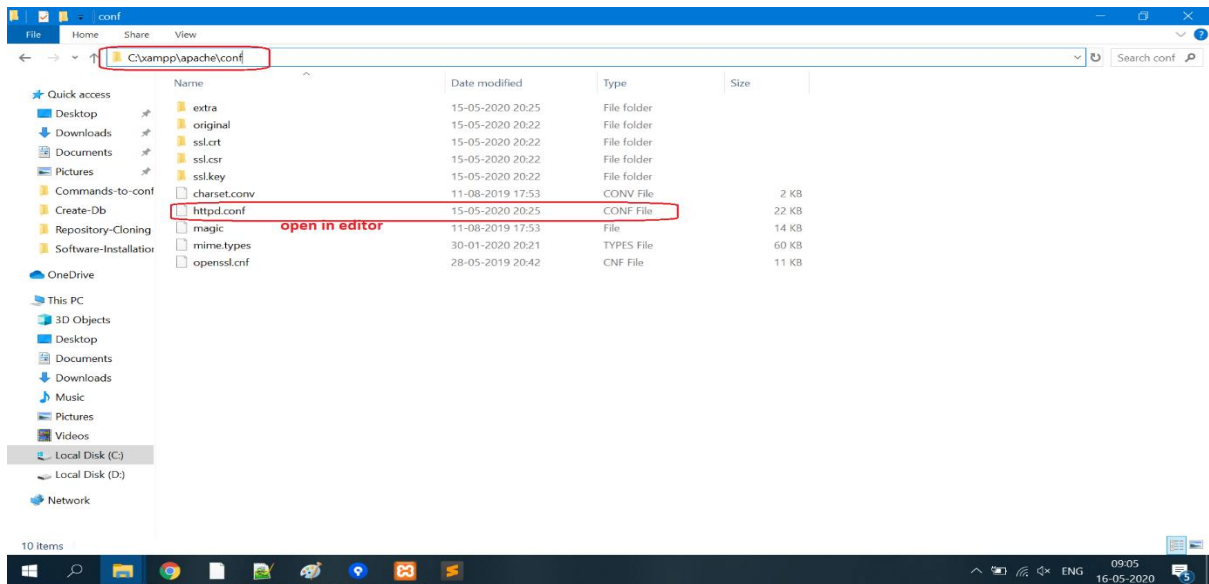
Virtual host creation guide

1. Virtual host for “sp-patient-ms”

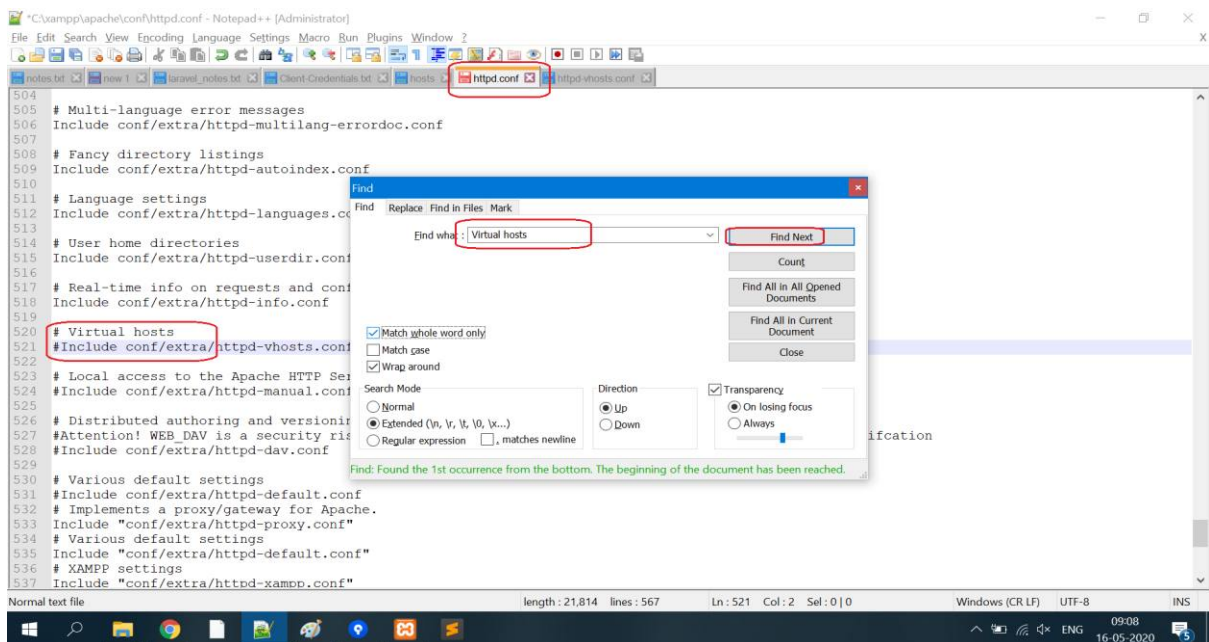
To create virtual host we need to make changes in below 3 files only:

- i. C:\xampp\apache\conf\httpd.conf
- ii. C:\xampp\apache\conf\extra\httpd.vhosts.conf
- iii. C:\windows\System32\drivers\etc\hosts

1.

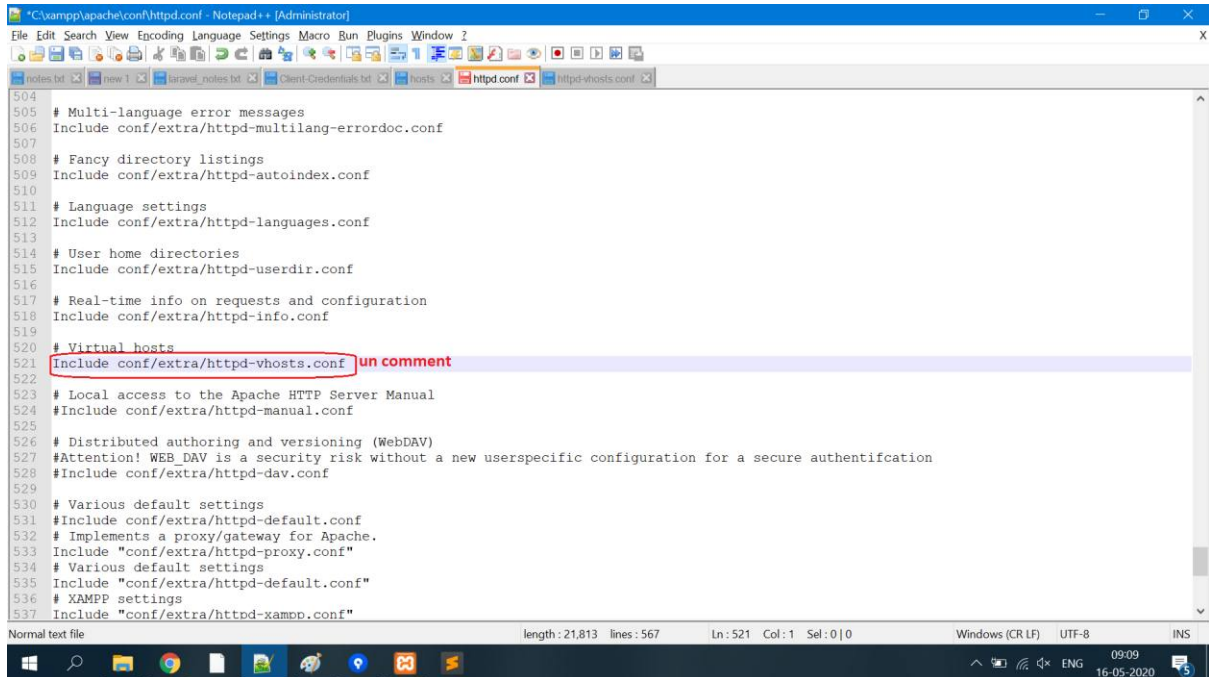


2



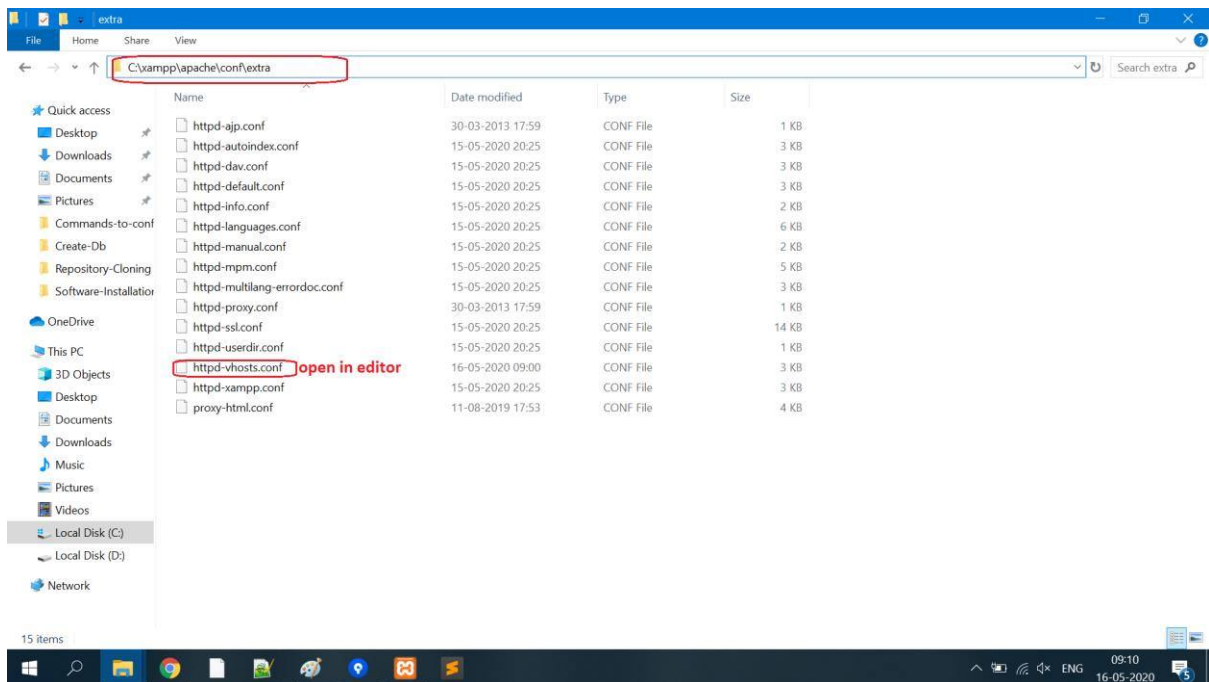
Virtual host creation guide

3.



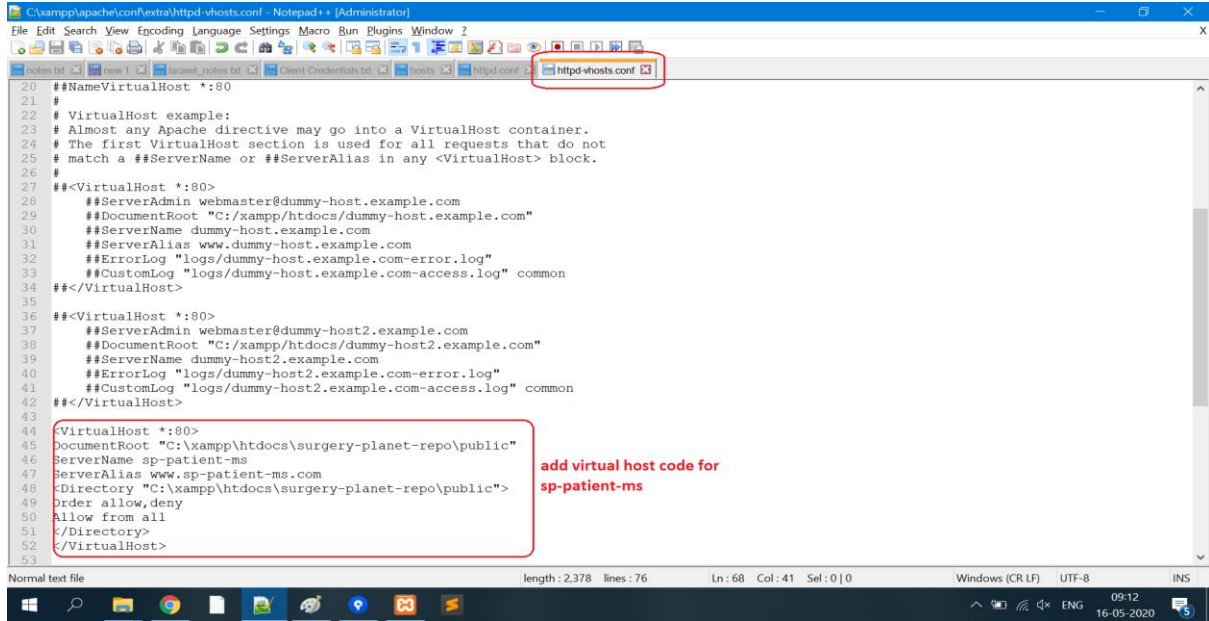
```
504 # Multi-language error messages
505 Include conf/extra/httpd-multilang-errordoc.conf
506
507
508 # Fancy directory listings
509 Include conf/extra/httpd-autoindex.conf
510
511 # Language settings
512 Include conf/extra/httpd-languages.conf
513
514 # User home directories
515 Include conf/extra/httpd-userdir.conf
516
517 # Real-time info on requests and configuration
518 Include conf/extra/httpd-info.conf
519
520 # Virtual hosts
521 Include conf/extra/httpd-vhosts.conf un comment
522
523 # Local access to the Apache HTTP Server Manual
524 #Include conf/extra/httpd-manual.conf
525
526 # Distributed authoring and versioning (WebDAV)
527 #Attention! WEB DAV is a security risk without a new userspecific configuration for a secure authentication
528 #Include conf/extra/httpd-dav.conf
529
530 # Various default settings
531 #Include conf/extra/httpd-default.conf
532 # Implements a proxy/gateway for Apache.
533 Include "conf/extra/httpd-proxy.conf"
534 # Various default settings
535 Include "conf/extra/httpd-default.conf"
536 # XAMPP settings
537 Include "conf/extra/httpd-xampp.conf"
```

4.



Virtual host creation guide

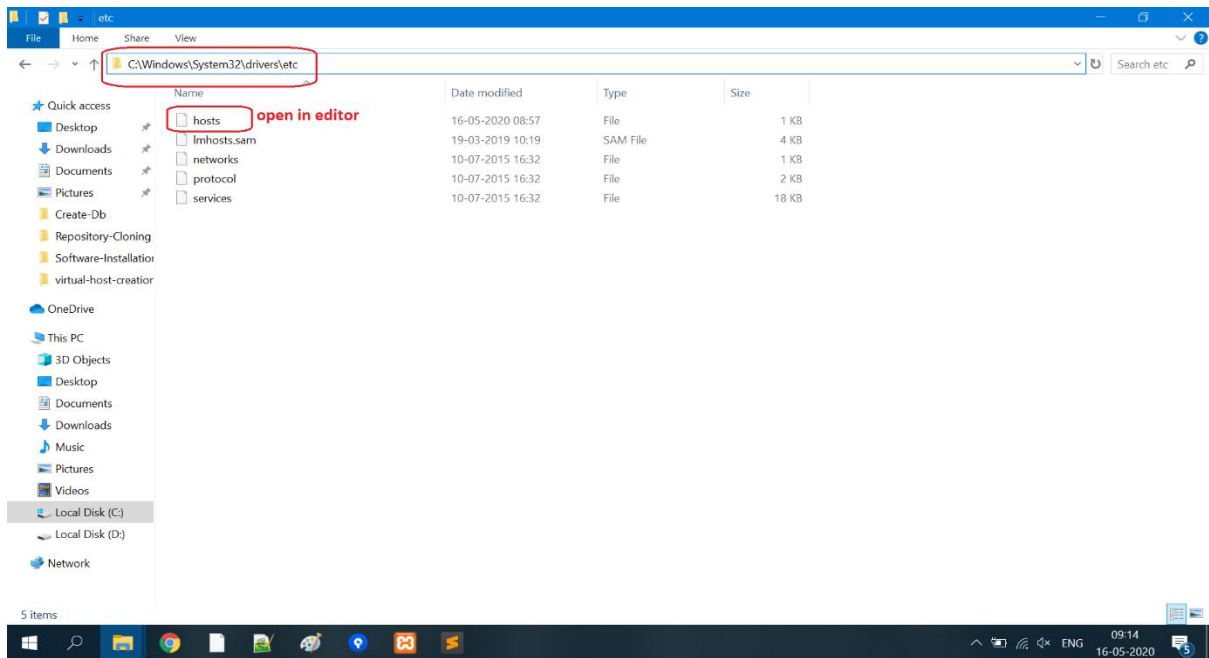
5.



```
20 ##NameVirtualHost *:80
21 #
22 # VirtualHost example:
23 # Almost any Apache directive may go into a VirtualHost container.
24 # The first VirtualHost section is used for all requests that do not
25 # match a ##ServerName or ##ServerAlias in any <VirtualHost> block.
26 #
27 ##<VirtualHost *:80>
28 ##ServerAdmin webmaster@dummy-host.example.com
29 ##DocumentRoot "C:/xampp/htdocs/dummy-host.example.com"
30 ##ServerName dummy-host.example.com
31 ##ServerAlias www.dummy-host.example.com
32 ##ErrorLog "logs/dummy-host.example.com-error.log"
33 ##CustomLog "logs/dummy-host.example.com-access.log" common
34 ##</VirtualHost>
35
36 ##<VirtualHost *:80>
37 ##ServerAdmin webmaster@dummy-host2.example.com
38 ##DocumentRoot "C:/xampp/htdocs/dummy-host2.example.com"
39 ##ServerName dummy-host2.example.com
40 ##ErrorLog "logs/dummy-host2.example.com-error.log"
41 ##CustomLog "logs/dummy-host2.example.com-access.log" common
42 ##</VirtualHost>
43
44 <VirtualHost *:80>
45 DocumentRoot "C:/xampp/htdocs/surgery-planet-repo/public"
46 ServerName sp-patient-ms
47 ServerAlias www.sp-patient-ms.com
48 <Directory "C:/xampp/htdocs/surgery-planet-repo/public">
49 Order allow,deny
50 Allow from all
51 </Directory>
52 </VirtualHost>
53
```

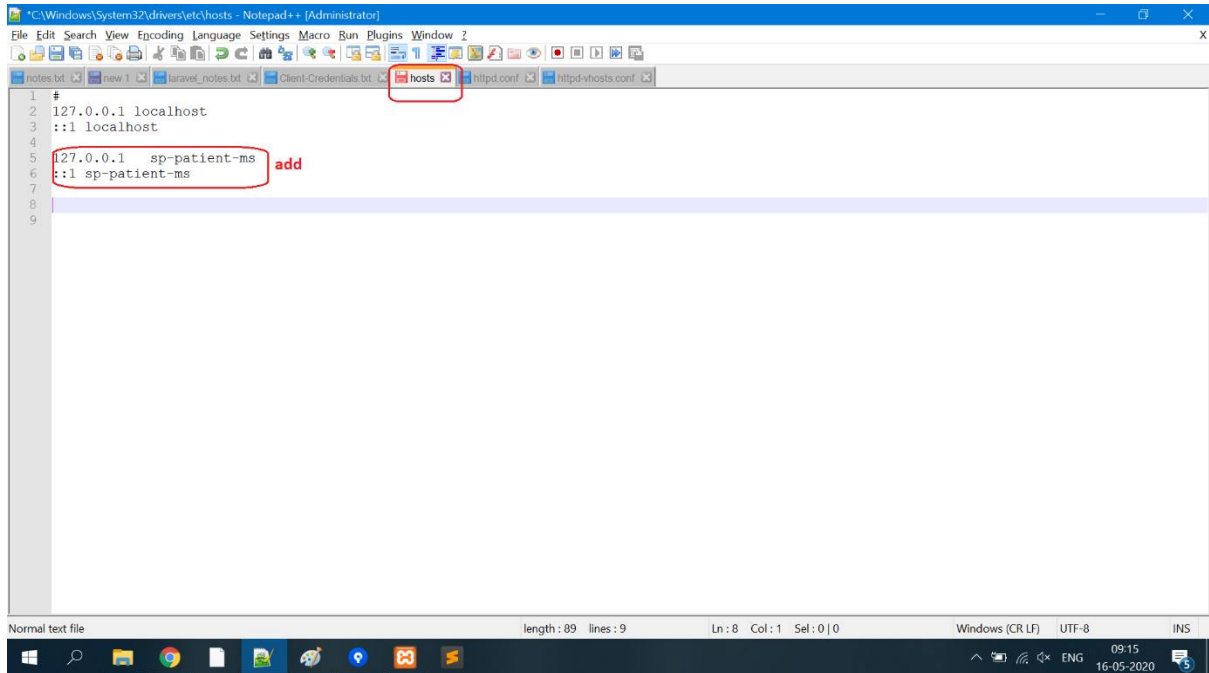
add virtual host code for sp-patient-ms

6.



Virtual host creation guide

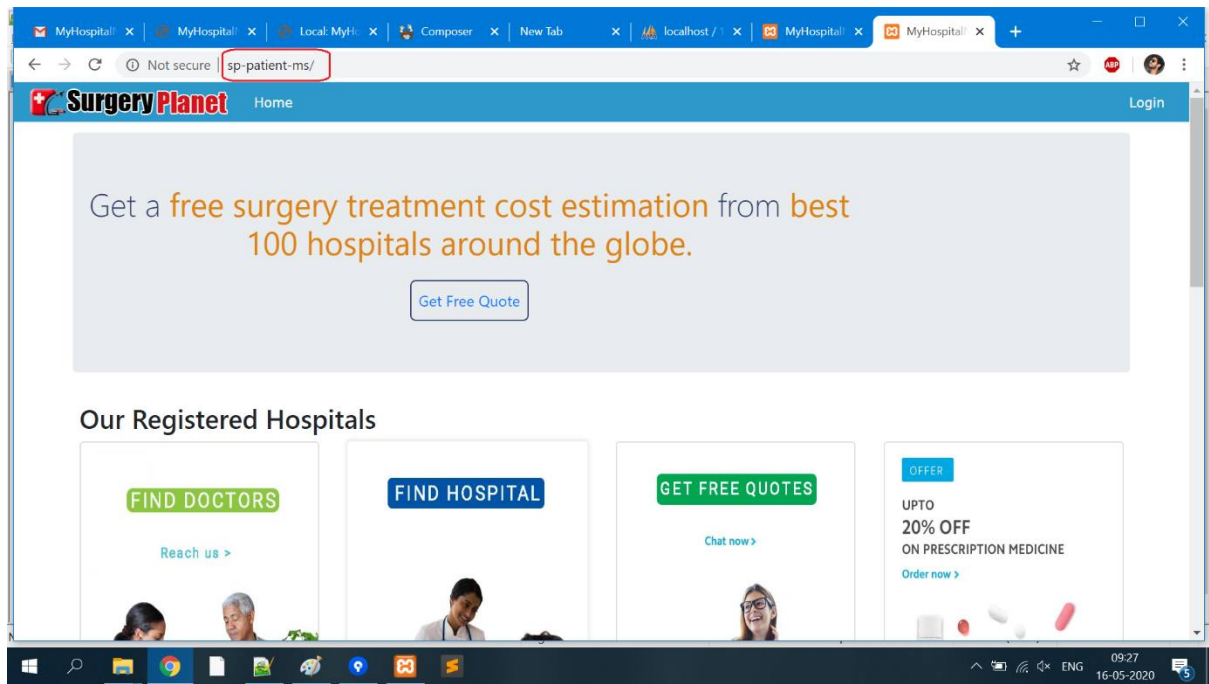
7.



```
1 #
2 127.0.0.1 localhost
3 ::1 localhost
4
5 127.0.0.1 sp-patient-ms add
6 ::1 sp-patient-ms
7
8
9
```

The screenshot shows a Notepad++ window titled "C:\Windows\System32\drivers\etc\hosts - Notepad++ [Administrator]". The file contains the following content: `#`, `127.0.0.1 localhost`, `::1 localhost`, a blank line, `127.0.0.1 sp-patient-ms add`, `::1 sp-patient-ms`, and two more blank lines. The text `add` is written in red. The status bar at the bottom indicates "Normal text file", "length: 89", "lines: 9", "Ln: 8", "Col: 1", "Sel: 0 | 0", "Windows (CR LF)", "UTF-8", and "INS". The system tray shows the date and time as "09:15 16-05-2020".

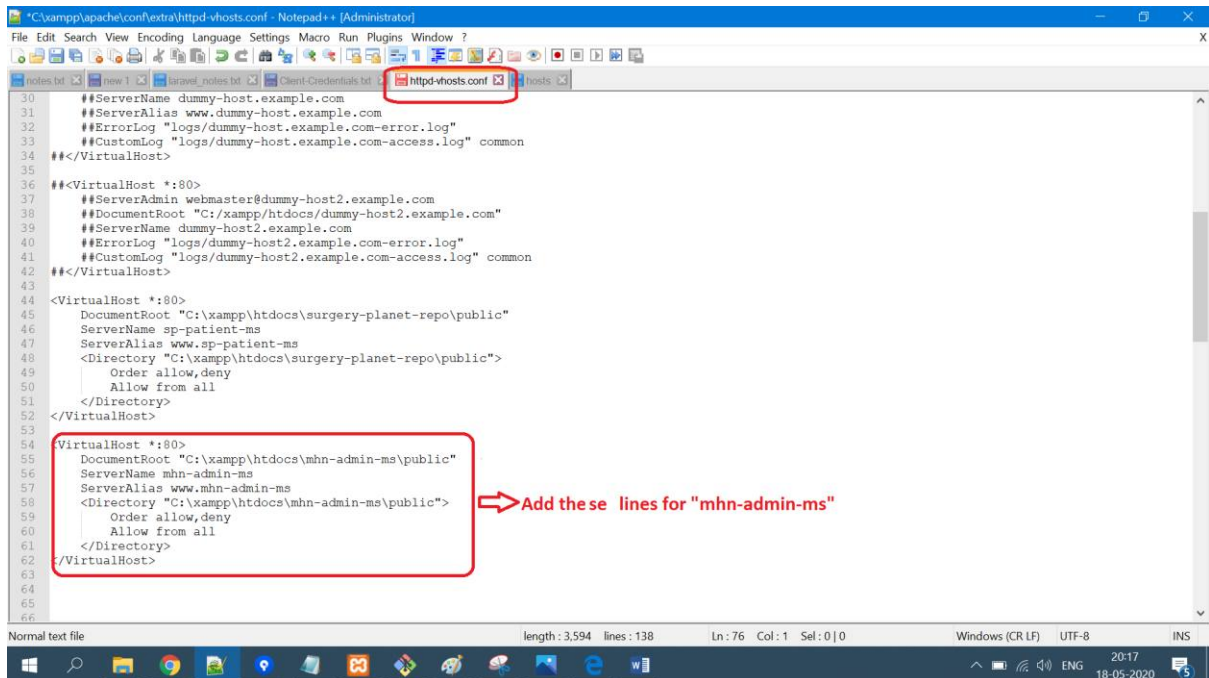
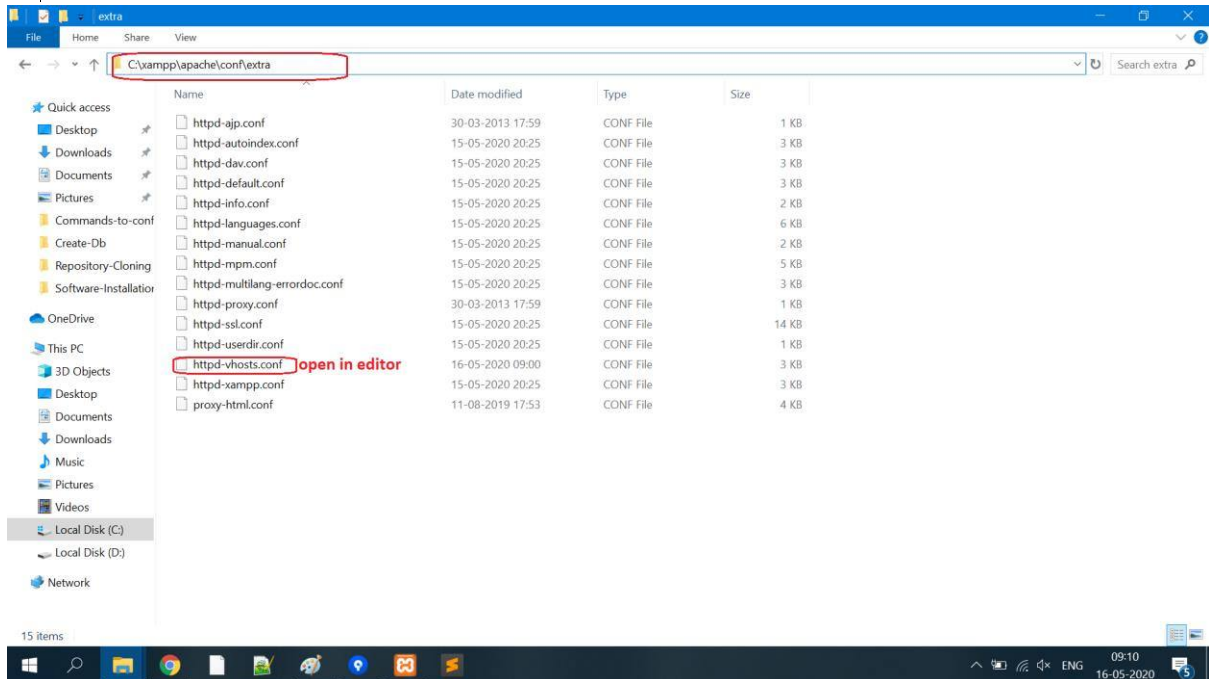
8. Check virtual host: <http://sp-patient-ms>



Virtual host creation guide

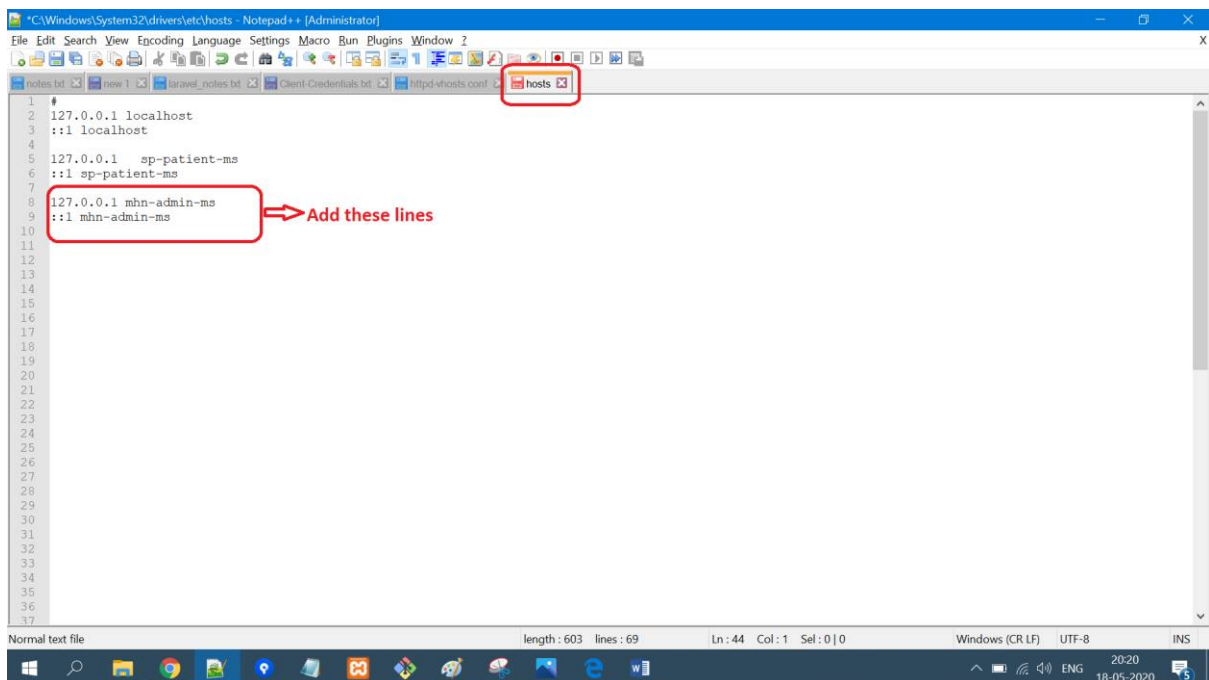
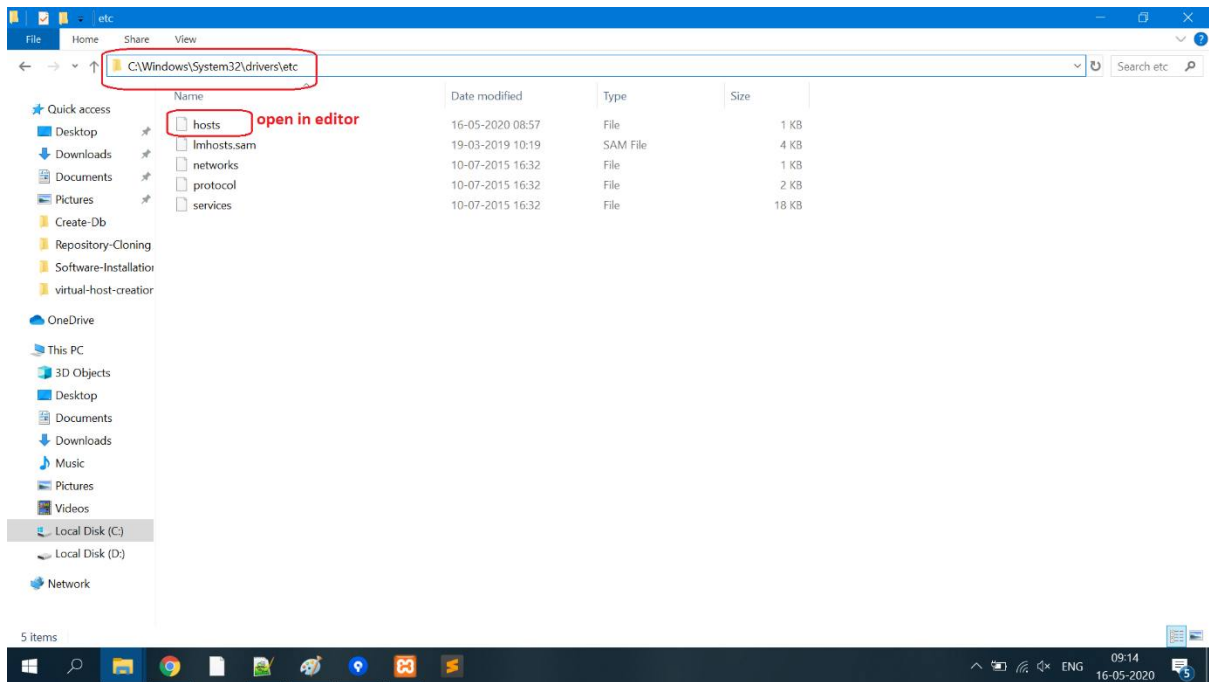
2. Virtual host for "mhn-admin-ms"

1.



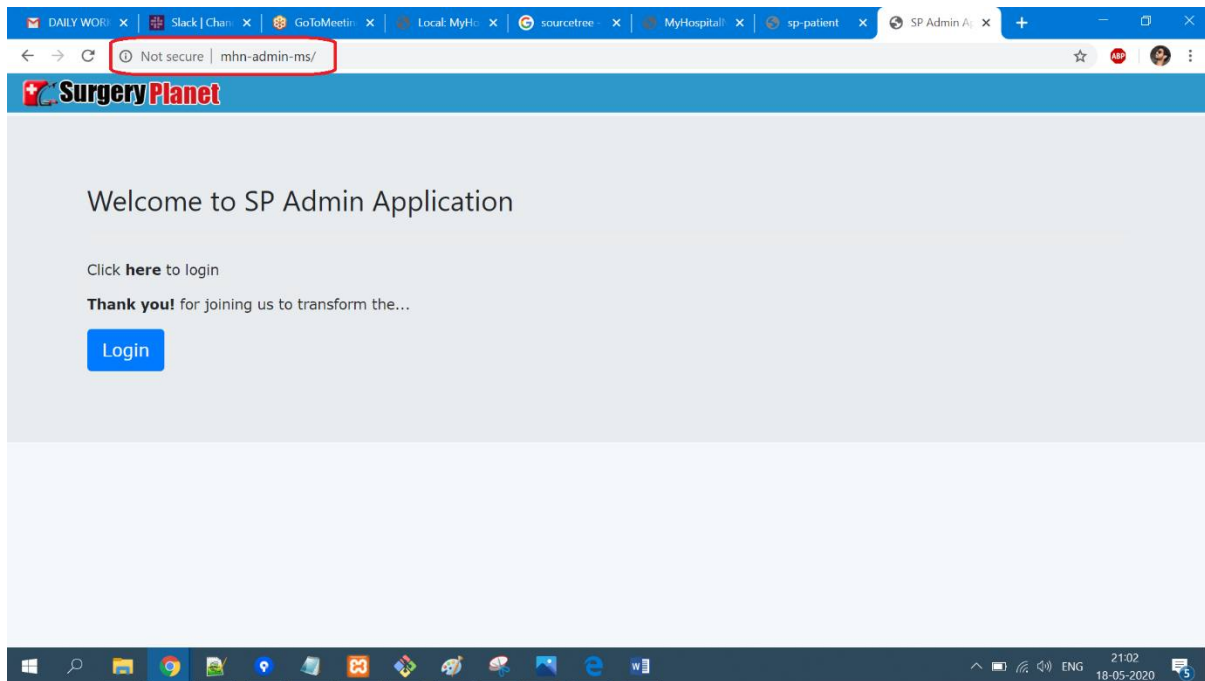
Virtual host creation guide

2.



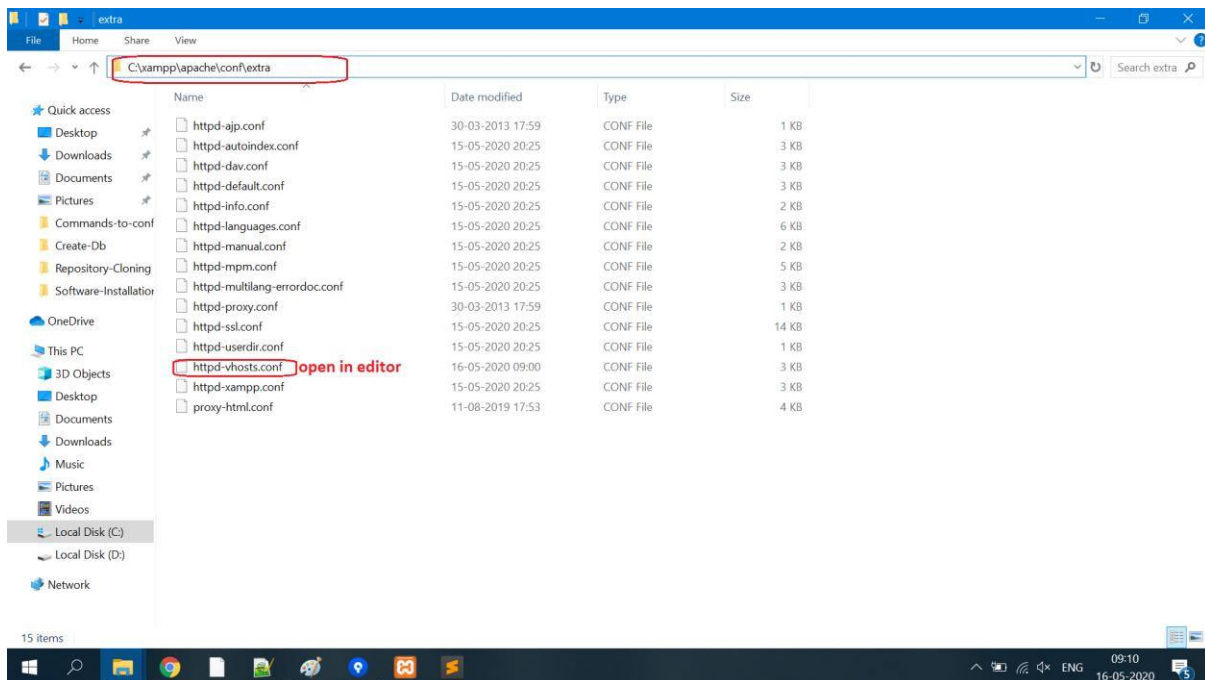
Virtual host creation guide

3. Check virtual host: <http://mhn-admin-ms>

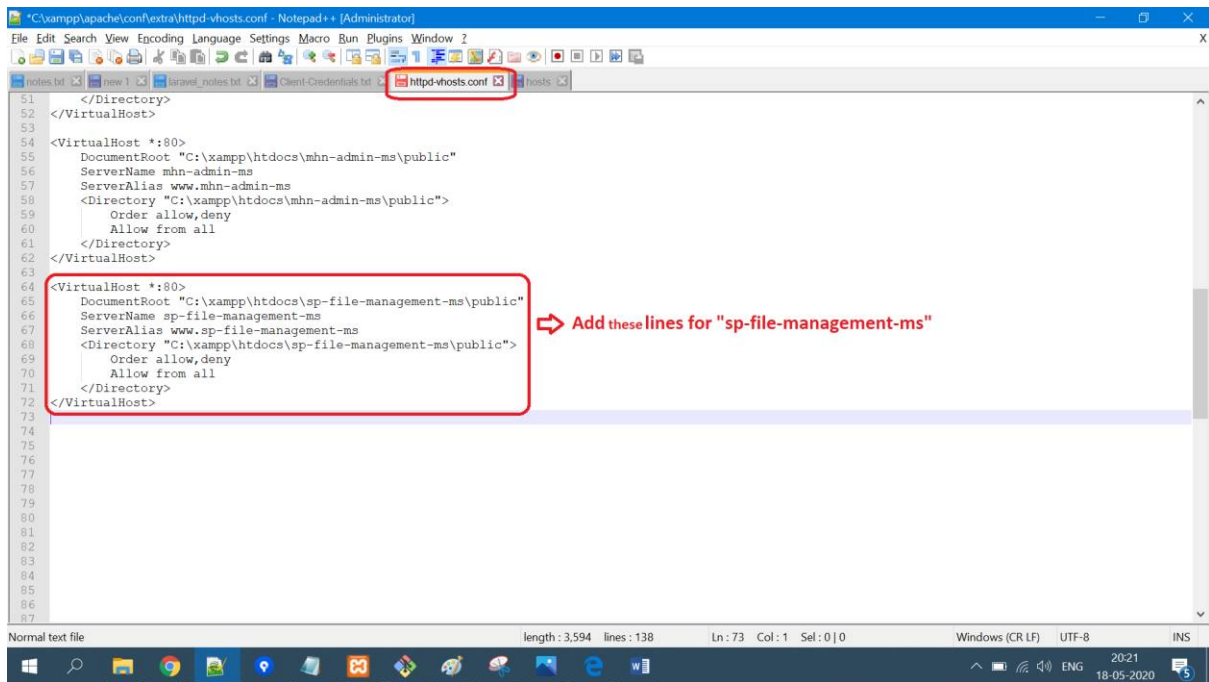


3. Virtual host for "sp-file-management-ms"

1.



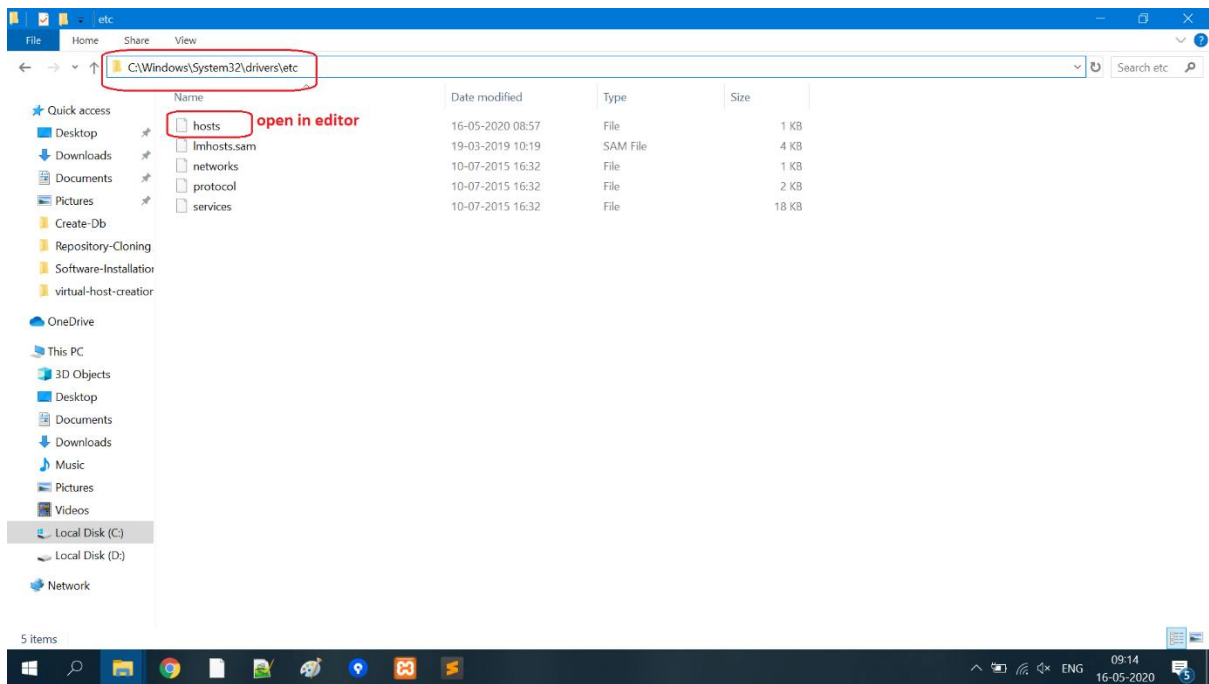
Virtual host creation guide



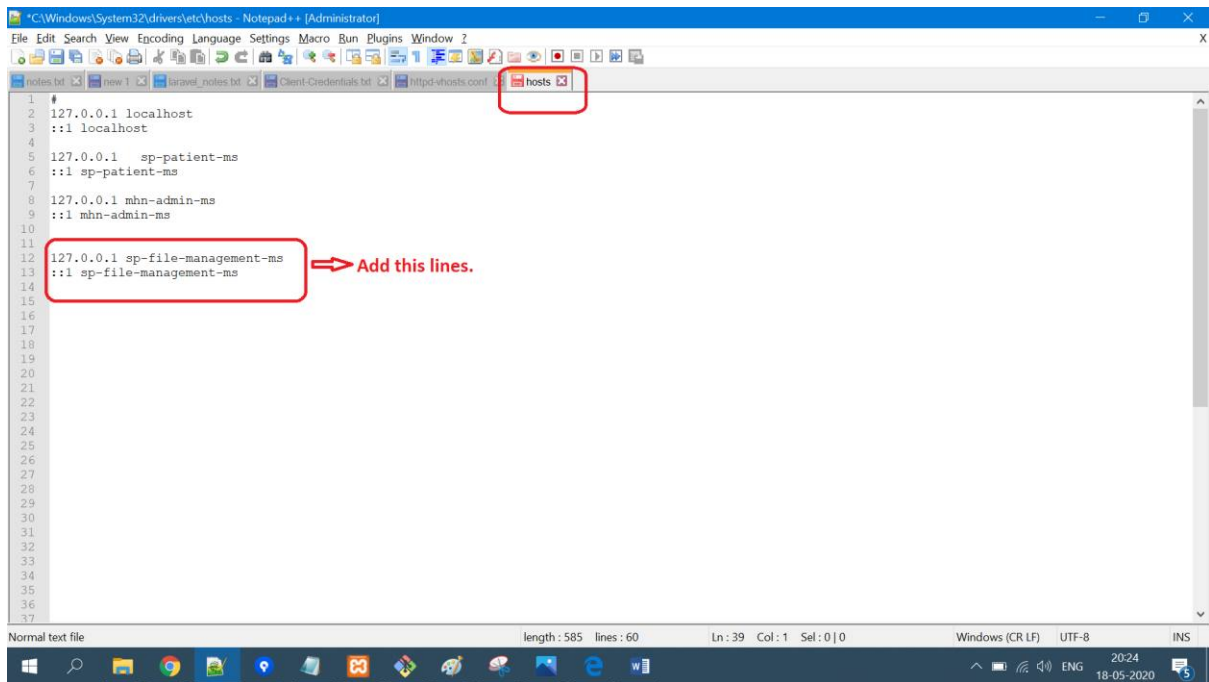
```
51 </Directory>
52 </VirtualHost>
53
54 <VirtualHost *:80>
55     DocumentRoot "C:\xampp\htdocs\mhn-admin-ms\public"
56     ServerName mhn-admin-ms
57     ServerAlias www.mhn-admin-ms
58     <Directory "C:\xampp\htdocs\mhn-admin-ms\public">
59         Order allow,deny
60         Allow from all
61     </Directory>
62 </VirtualHost>
63
64 <VirtualHost *:80>
65     DocumentRoot "C:\xampp\htdocs\sp-file-management-ms\public"
66     ServerName sp-file-management-ms
67     ServerAlias www.sp-file-management-ms
68     <Directory "C:\xampp\htdocs\sp-file-management-ms\public">
69         Order allow,deny
70         Allow from all
71     </Directory>
72 </VirtualHost>
73
74
75
76
77
78
79
80
81
82
83
84
85
86
87
```

Normal text file length: 3,594 lines: 138 Ln: 73 Col: 1 Sel: 0 | 0 Windows (CR LF) UTF-8 INS

2.



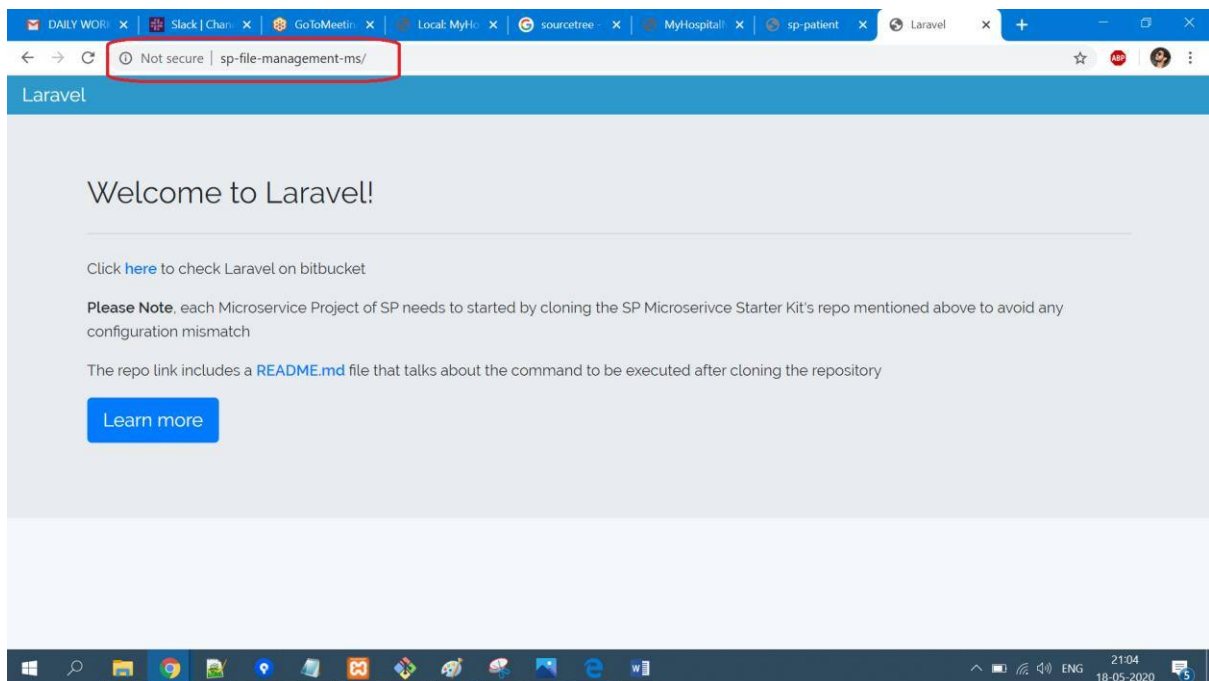
Virtual host creation guide



```
1 #
2 127.0.0.1 localhost
3 ::1 localhost
4
5 127.0.0.1 sp-patient-ms
6 ::1 sp-patient-ms
7
8 127.0.0.1 mhn-admin-ms
9 ::1 mhn-admin-ms
10
11
12 127.0.0.1 sp-file-management-ms
13 ::1 sp-file-management-ms
14
15
16
17
18
19
20
21
22
23
24
25
26
27
28
29
30
31
32
33
34
35
36
37
```

Normal text file length: 585 lines: 60 Ln: 39 Col: 1 Sel: 0 | 0 Windows (CR LF) UTF-8 INS

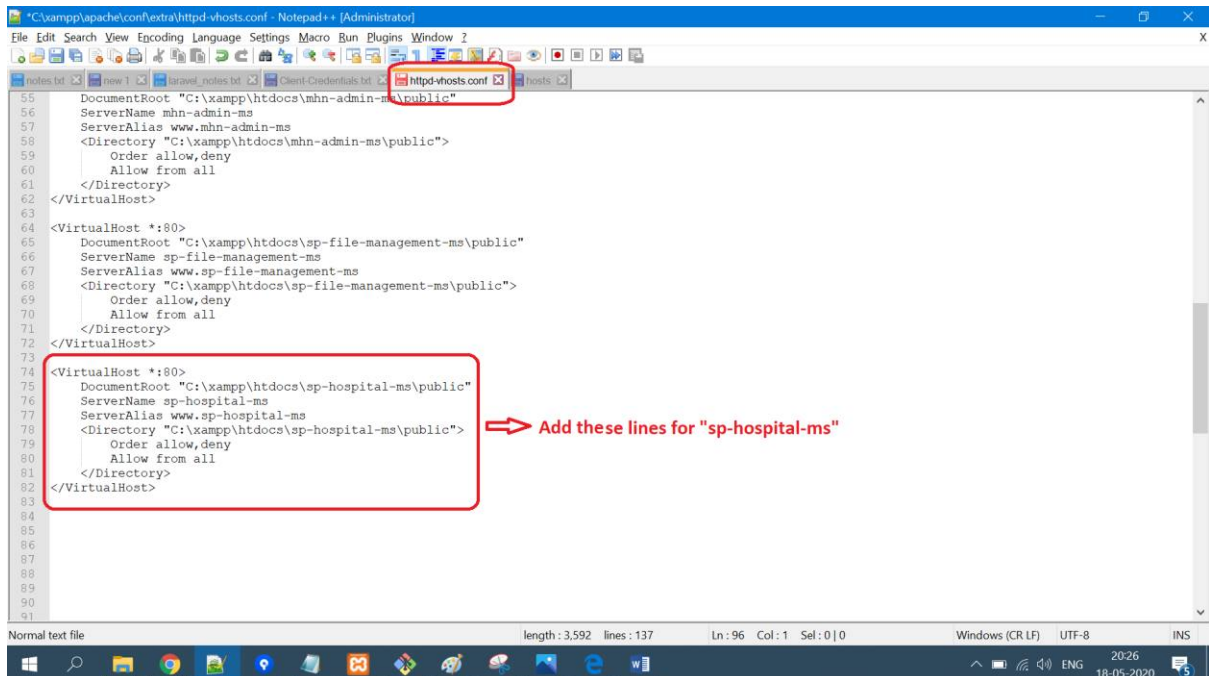
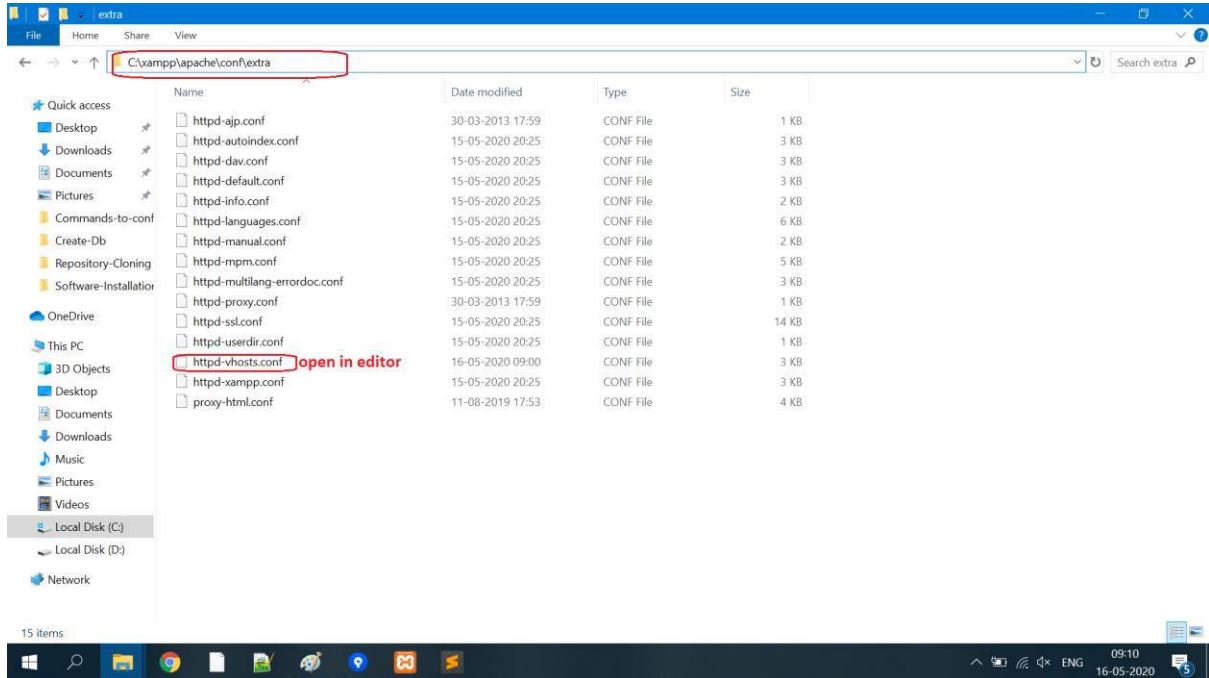
3. Check virtual host <http://sp-file-management-ms>



Virtual host creation guide

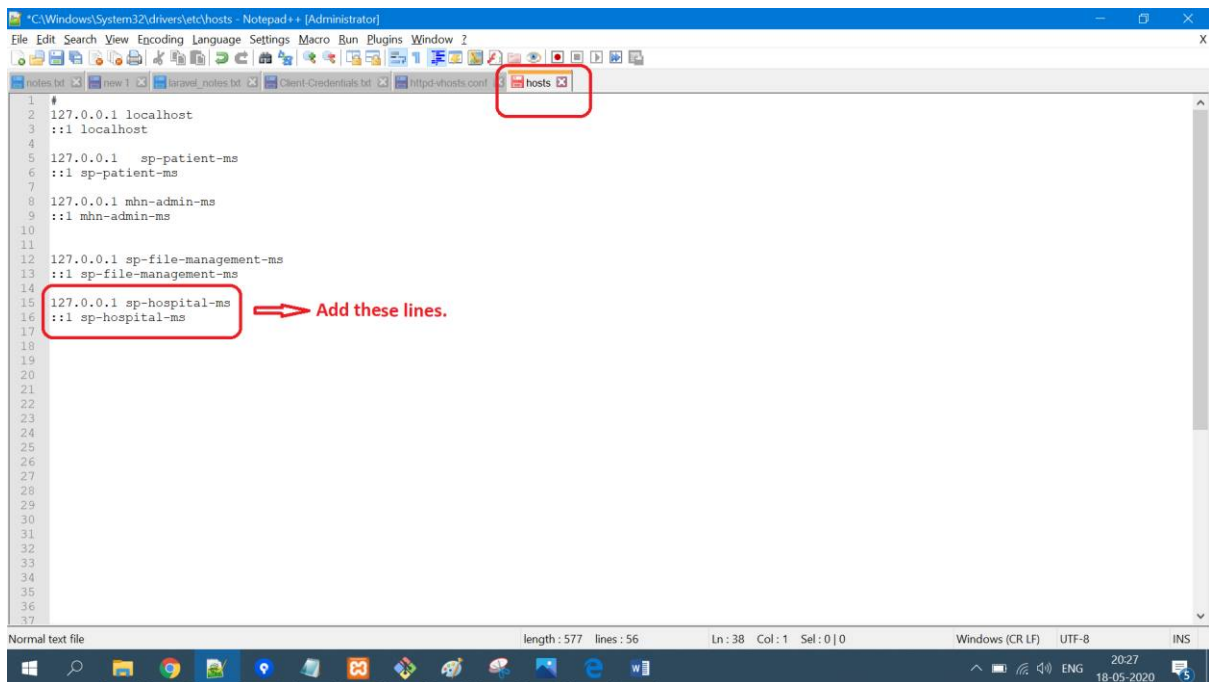
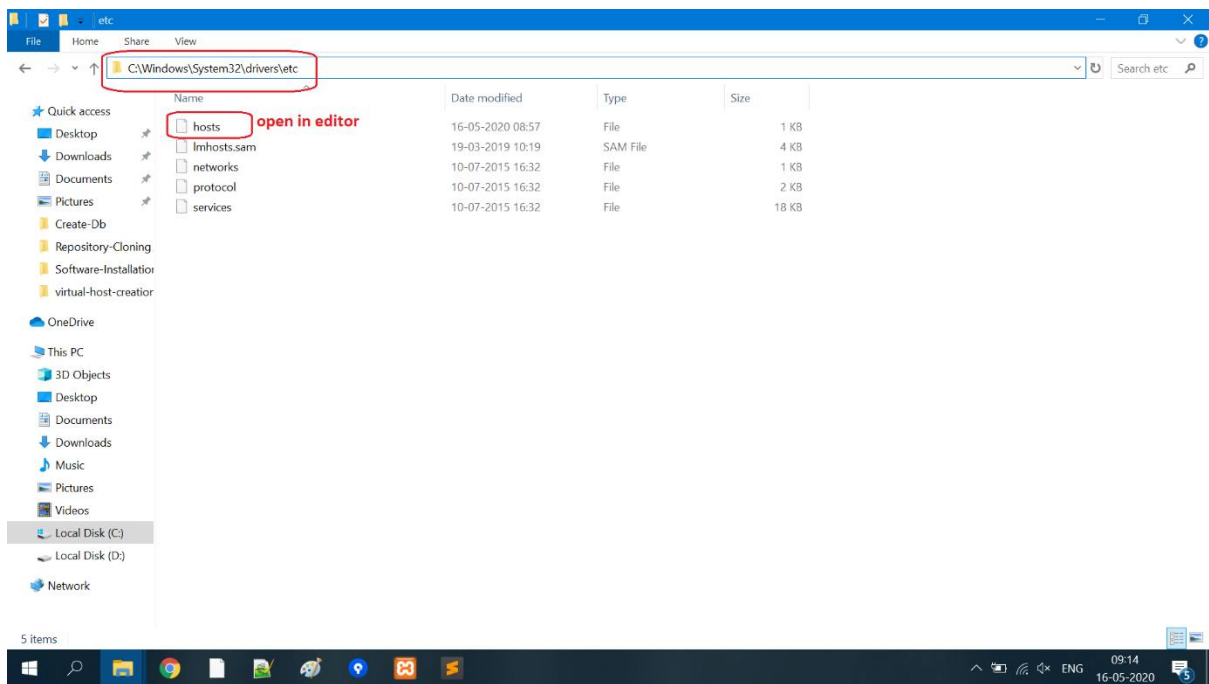
4. Virtual host for "sp-hospital-ms"

1.



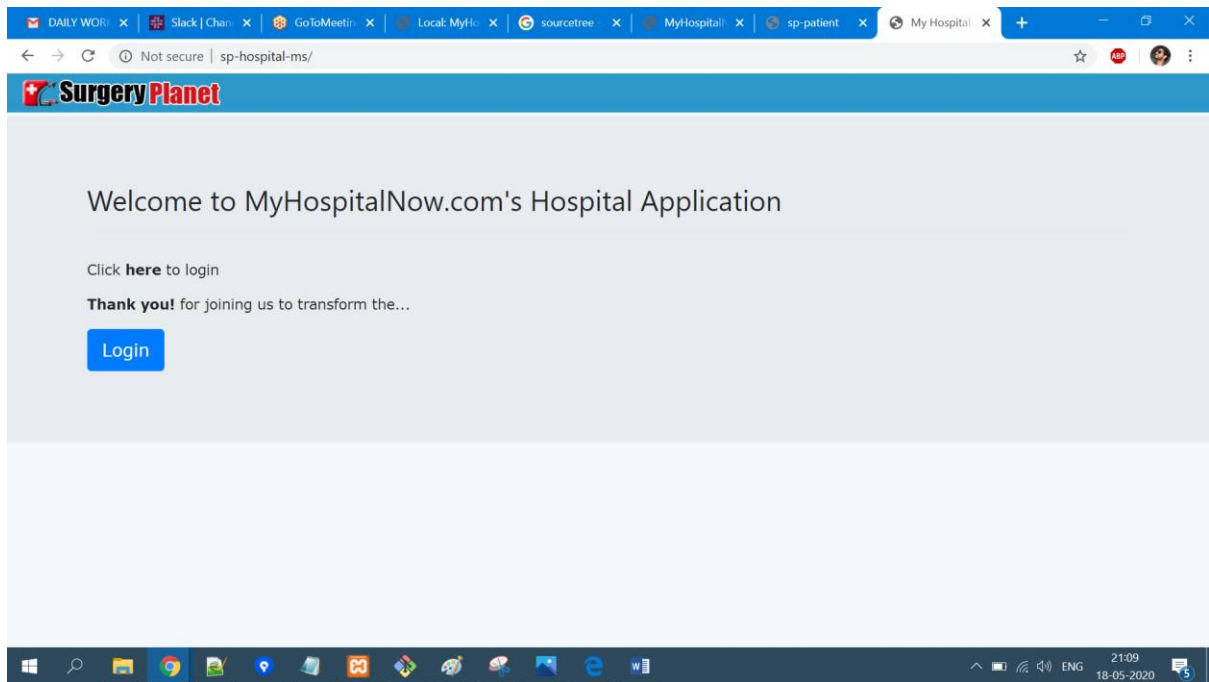
Virtual host creation guide

2.



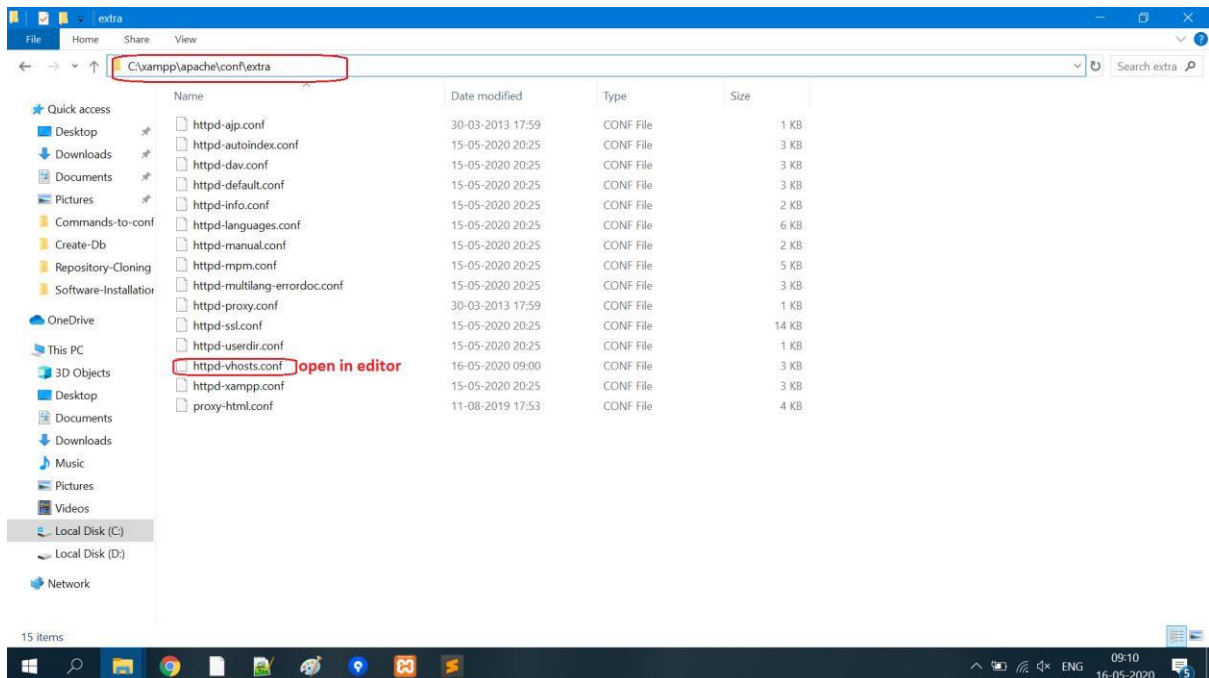
Virtual host creation guide

3. Check virtual host: <http://sp-hospital-ms/>



5. Virtual host for "sp-microservice-starter-kit-ms"

1.



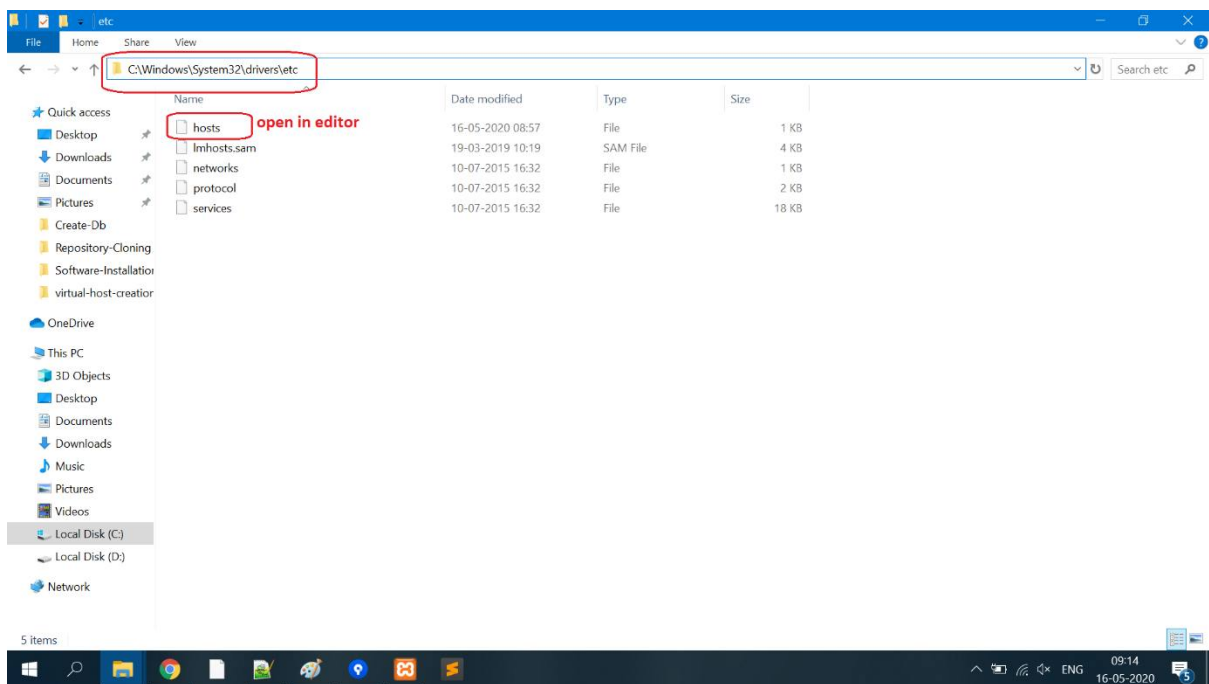
Virtual host creation guide

```
61 </Directory>
62 </VirtualHost>
63
64 <VirtualHost *:80>
65     DocumentRoot "C:\xampp\htdocs\sp-file-management-ms\public"
66     ServerName sp-file-management-ms
67     ServerAlias www.sp-file-management-ms
68     <Directory "C:\xampp\htdocs\sp-file-management-ms\public">
69         Order allow,deny
70         Allow from all
71     </Directory>
72 </VirtualHost>
73
74 <VirtualHost *:80>
75     DocumentRoot "C:\xampp\htdocs\sp-hospital-ms\public"
76     ServerName sp-hospital-ms
77     ServerAlias www.sp-hospital-ms
78     <Directory "C:\xampp\htdocs\sp-hospital-ms\public">
79         Order allow,deny
80         Allow from all
81     </Directory>
82 </VirtualHost>
83
84 <VirtualHost *:80>
85     DocumentRoot "C:\xampp\htdocs\sp-microservice-starter-kit\public"
86     ServerName sp-microservice-starter-kit
87     ServerAlias www.sp-microservice-starter-kit
88     <Directory "C:\xampp\htdocs\sp-microservice-starter-kit\public">
89         Order allow,deny
90         Allow from all
91     </Directory>
92 </VirtualHost>
93
94
95
96
97
```

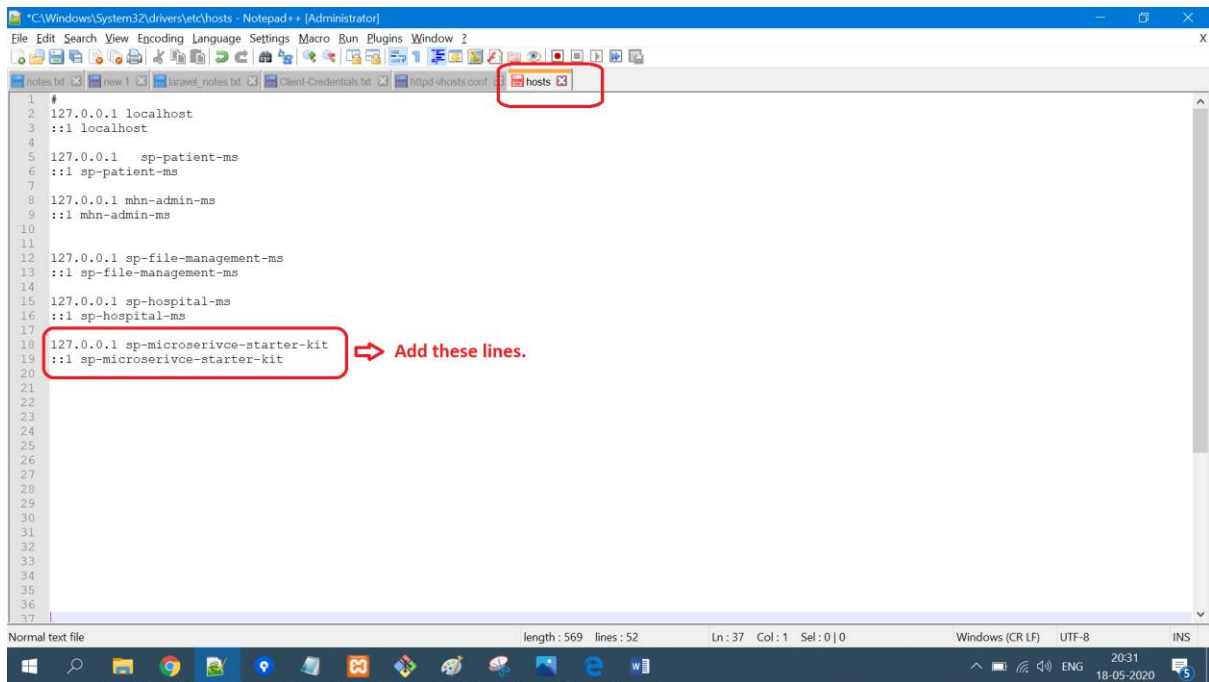
Normal text file length: 3,596 lines: 139 Ln: 108 Col: 1 Sel: 0 | 0 Windows (CR LF) UTF-8 INS

20:29
18-05-2020

2.



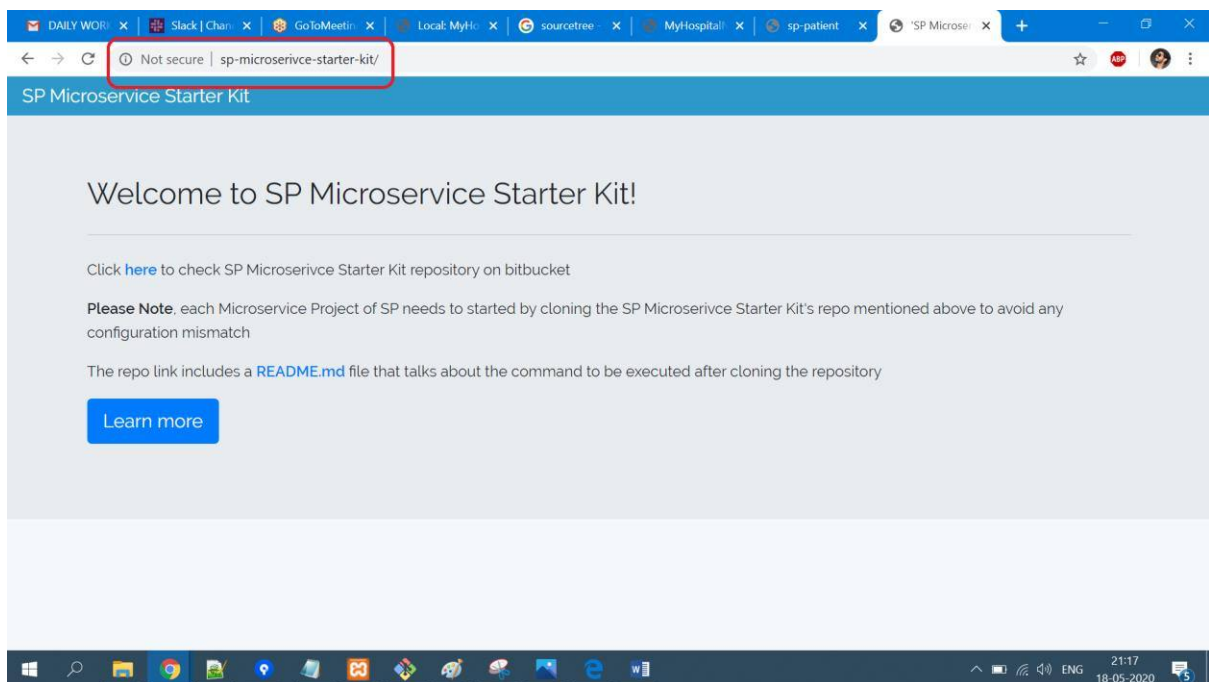
Virtual host creation guide



```
1 #
2 127.0.0.1 localhost
3 ::1 localhost
4
5 127.0.0.1 sp-patient-ms
6 ::1 sp-patient-ms
7
8 127.0.0.1 mhn-admin-ms
9 ::1 mhn-admin-ms
10
11
12 127.0.0.1 sp-file-management-ms
13 ::1 sp-file-management-ms
14
15 127.0.0.1 sp-hospital-ms
16 ::1 sp-hospital-ms
17
18 127.0.0.1 sp-microservice-starter-kit
19 ::1 sp-microservice-starter-kit
20
21
22
23
24
25
26
27
28
29
30
31
32
33
34
35
36
37
```

⇒ Add these lines.

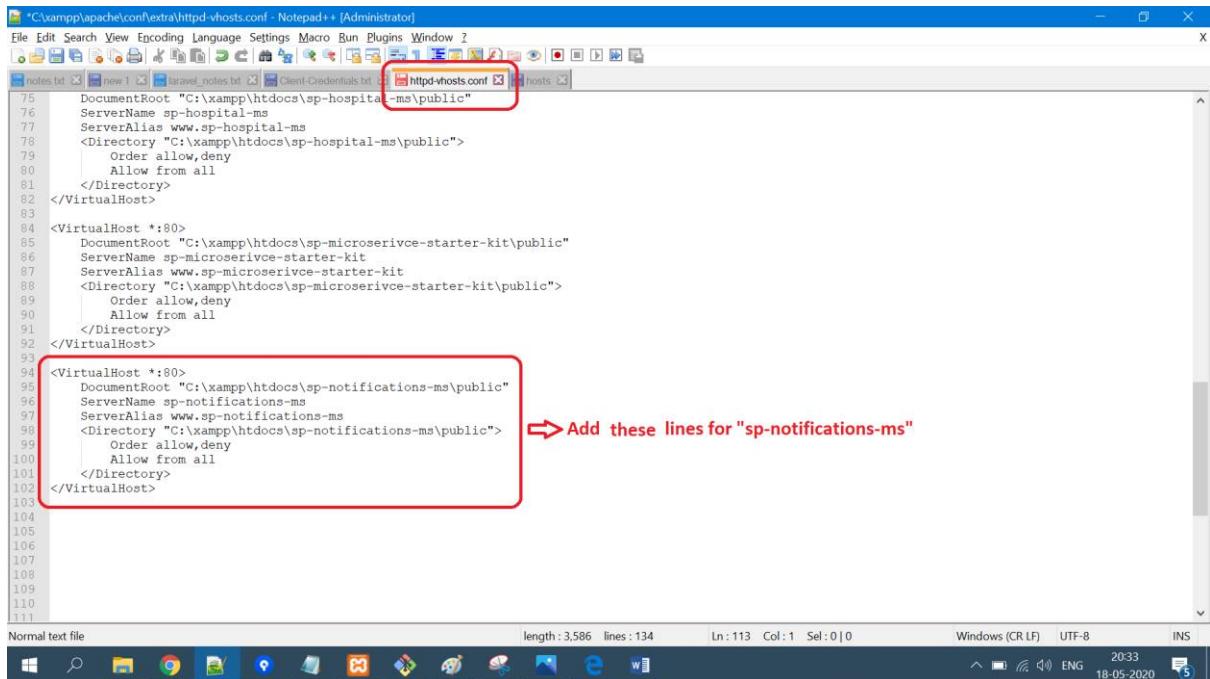
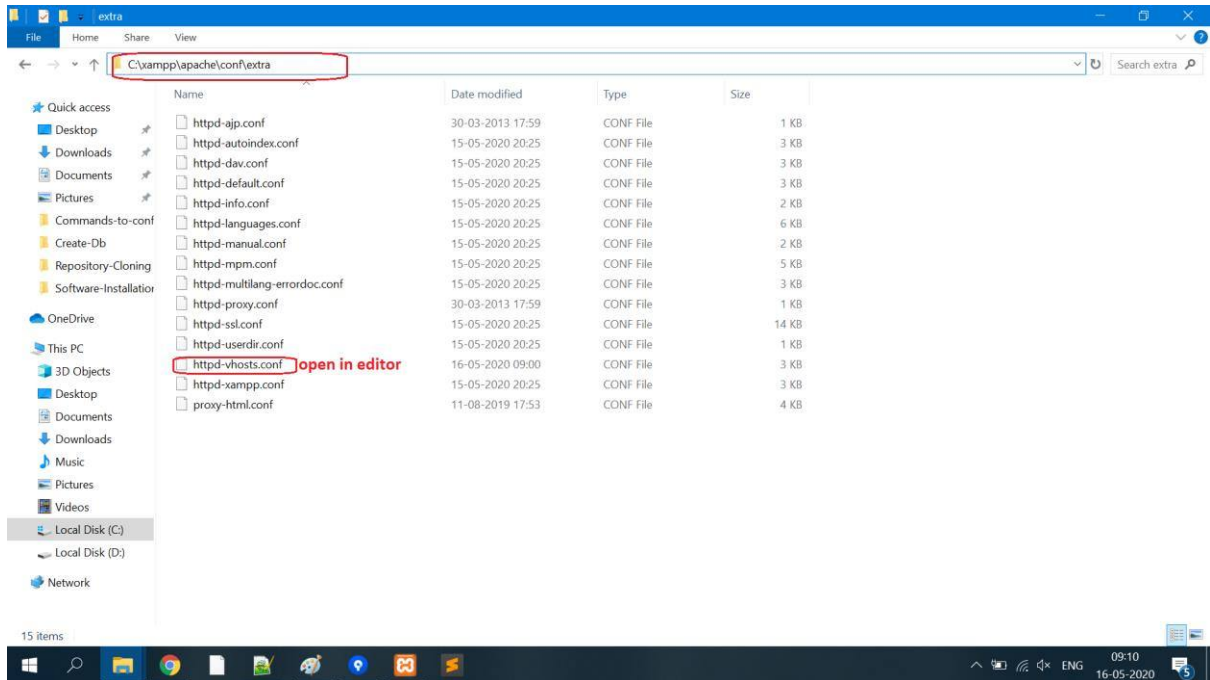
3. Check virtual host: <http://sp-microservice-starter-kit/>



Virtual host creation guide

6.Virtual host for “sp-notifications-ms”

1.



Virtual host creation guide

2.

The image shows a Windows File Explorer window displaying the directory `C:\Windows\System32\drivers\etc`. The file `hosts` is highlighted with a red box and labeled "open in editor".

Below the File Explorer, a Notepad++ window is open, editing the `hosts` file. The file content is as follows:

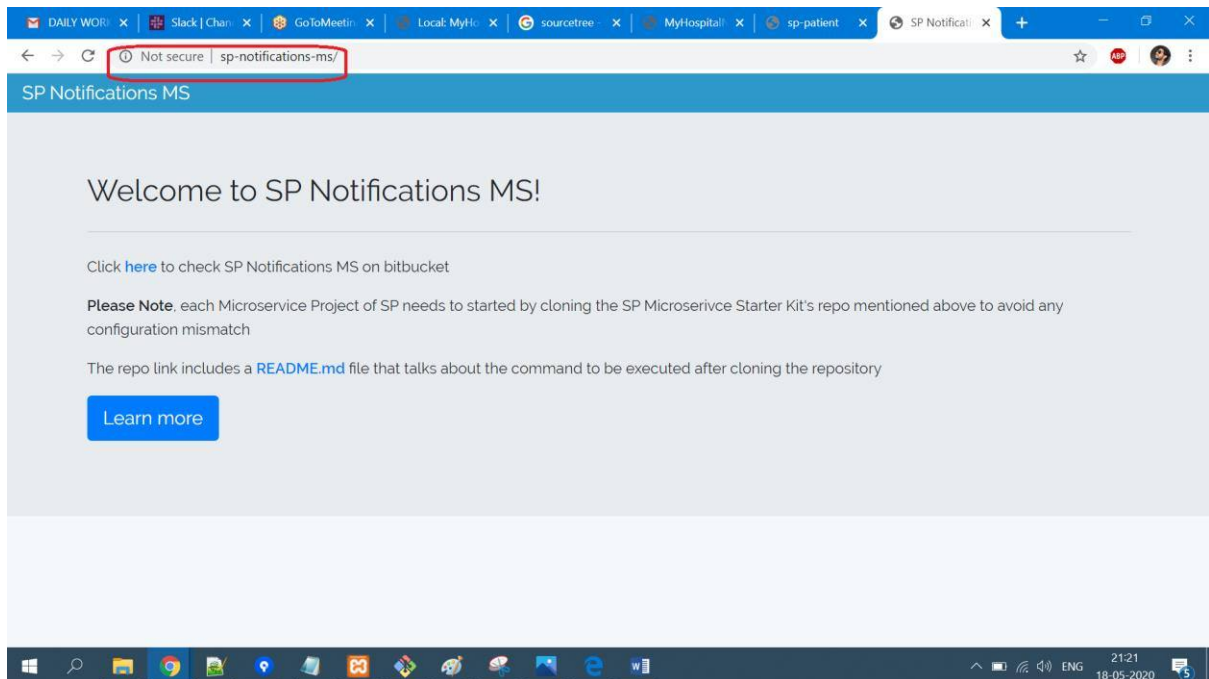
```
1 #
2 127.0.0.1 localhost
3 ::1 localhost
4
5 127.0.0.1 sp-patient-ms
6 ::1 sp-patient-ms
7
8 127.0.0.1 mhn-admin-ms
9 ::1 mhn-admin-ms
10
11
12 127.0.0.1 sp-file-management-ms
13 ::1 sp-file-management-ms
14
15 127.0.0.1 sp-hospital-ms
16 ::1 sp-hospital-ms
17
18 127.0.0.1 sp-microservice-starter-kit
19 ::1 sp-microservice-starter-kit
20
21 127.0.0.1 sp-notifications-ms
22 ::1 sp-notifications-ms
23
24
25
26
27
28
29
30
31
32
33
34
35
36
37
```

The last two lines (21 and 22) are highlighted with a red box and labeled "Add these lines".

The Notepad++ window title bar shows the file path: `C:\Windows\System32\drivers\etc\hosts - Notepad++ [Administrator]`. The status bar at the bottom indicates the file is a "Normal text file" with a length of 565 and 50 lines.

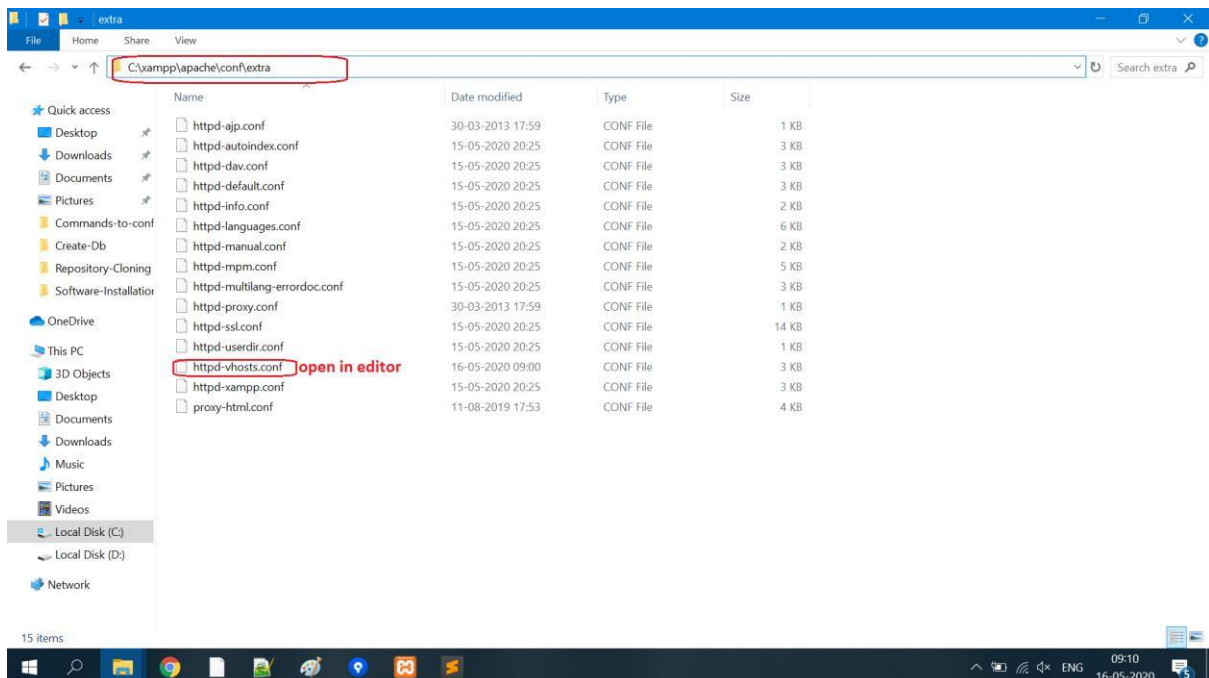
Virtual host creation guide

3. Check virtual host: <http://sp-notifications-ms>



7. Virtual host for "sp-quote-management-ms"

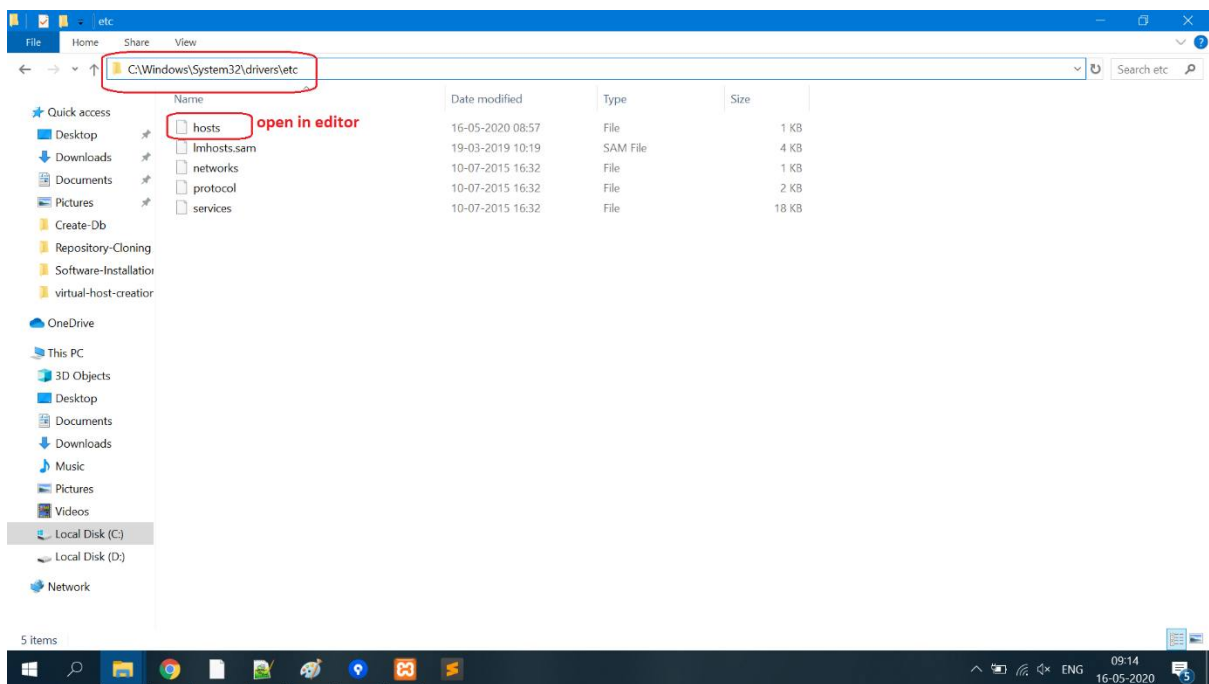
1.



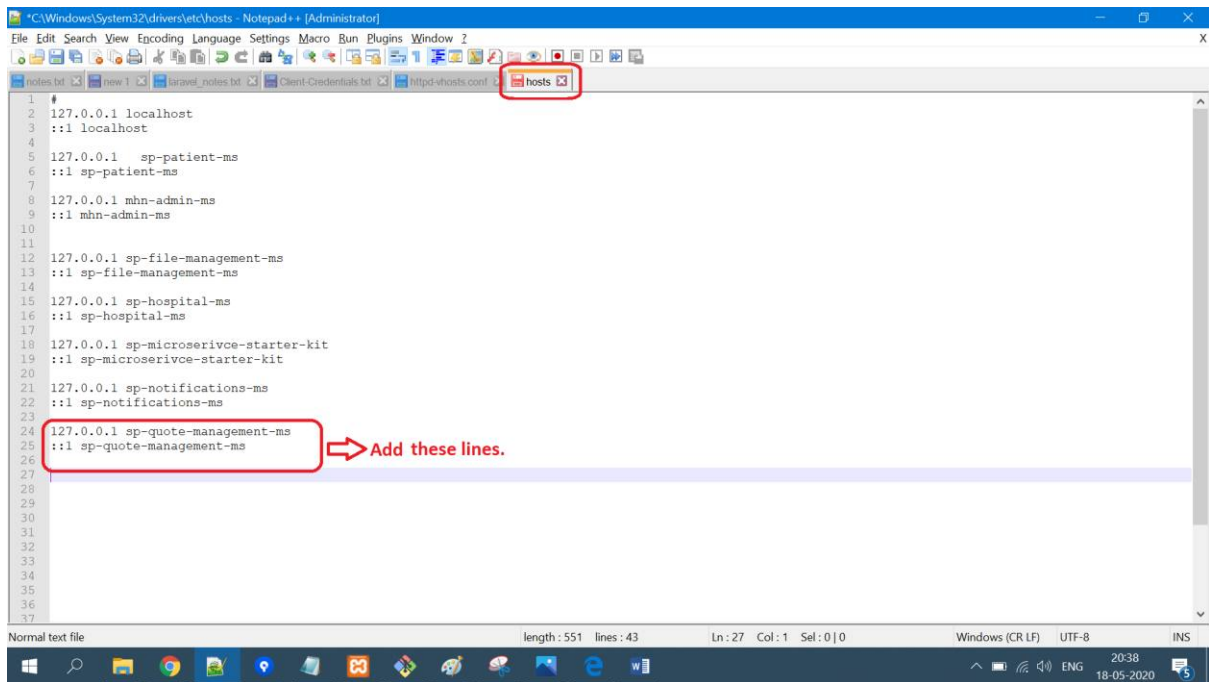
Virtual host creation guide

```
ServerAlias www.sp-microservice-starter-kit
<Directory "C:\xampp\htdocs\sp-microservice-starter-kit\public">
  Order allow,deny
  Allow from all
</Directory>
</VirtualHost>
<VirtualHost *:80>
  DocumentRoot "C:\xampp\htdocs\sp-notifications-ms\public"
  ServerName sp-notifications-ms
  ServerAlias www.sp-notifications-ms
  <Directory "C:\xampp\htdocs\sp-notifications-ms\public">
    Order allow,deny
    Allow from all
  </Directory>
</VirtualHost>
<VirtualHost *:80>
  DocumentRoot "C:\xampp\htdocs\sp-quote-management-ms\public"
  ServerName sp-quote-management-ms
  ServerAlias www.sp-quote-management-ms
  <Directory "C:\xampp\htdocs\sp-quote-management-ms\public">
    Order allow,deny
    Allow from all
  </Directory>
</VirtualHost>
```

2.



Virtual host creation guide



```
1 #
2 127.0.0.1 localhost
3 ::1 localhost
4
5 127.0.0.1 sp-patient-ms
6 ::1 sp-patient-ms
7
8 127.0.0.1 mhn-admin-ms
9 ::1 mhn-admin-ms
10
11
12 127.0.0.1 sp-file-management-ms
13 ::1 sp-file-management-ms
14
15 127.0.0.1 sp-hospital-ms
16 ::1 sp-hospital-ms
17
18 127.0.0.1 sp-microservice-starter-kit
19 ::1 sp-microservice-starter-kit
20
21 127.0.0.1 sp-notifications-ms
22 ::1 sp-notifications-ms
23
24 127.0.0.1 sp-quote-management-ms
25 ::1 sp-quote-management-ms
26
27
28
29
30
31
32
33
34
35
36
37
```

Normal text file length: 551 lines: 43 Ln: 27 Col: 1 Sel: 0 | 0 Windows (CR LF) UTF-8 INS

3. Check virtual host: <http://sp-quote-management-ms>

